



SECOND
NATURE[®]
COLLECTION

KITCHENS
BEDROOMS
HOME OFFICE



SECOND NATURE[®] COLLECTION

Designing the perfect space is Second Nature to us, so your dream kitchen, bedroom or home office is never far away.

Here at Second Nature, we have an abundance of design possibilities ready and waiting to help you create your ideal room.

From Shaker to Modern styles, our expert designers have created an extensive collection of furniture to suit an array of budgets, spaces and tastes, and with generations of experience, we're confident we'll help you transform the heart of your home.

Available through a network of over 250 independent retailers across the UK, your local Second Nature specialist will guide you through the entire process with the highest level of service and care, to ensure that you get a kitchen, bedroom or home office that fits flawlessly around your lifestyle.

Packed full of the very latest ideas, this inspiration book aims to provide you with the confidence to create the perfect setting that you'll love for years to come.

www.sncollection.co.uk



SN.

IF YOU CAN DREAM IT,
WE CAN DESIGN IT

SECOND NATURE[®] COLLECTION

Our story began over 100 years ago, as a humble, independent, family run supplier of hardware and tools in County Durham.

Since then, we have evolved and grown, and whilst our headquarters are still located in County Durham, we've become one of the leading independent kitchen brands across the UK, with our award winning Second Nature kitchens in thousands of homes nationwide. We have now also branched out to other areas of the home, offering you beautiful, flexible, and high-quality bedroom and home office solutions.

Built upon skilled craftsmanship, technical expertise, and an experienced in-house design team, we scour the world to bring you the latest styles, materials and finishes, and our unique approach has helped us forge lasting partnerships with a growing family of over 250 independent retailers nationwide.

Second Nature; Family company, national brand, local experts.

www.sncollection.co.uk



WHERE IT ALL BEGAN

SN.

OVER
250
SHOWROOMS
NATIONWIDE

KITCHENS FROM LOCAL INDEPENDENT SPECIALISTS

With over 250 independent showrooms across the UK, we work with some of the very best local companies in the heart of your community, so you can be sure your trusted Second Nature retailer is ready and waiting on your doorstep to help you create the perfect space.

INDEPENDENT DESIGN IS PRICELESS, BUT IT DOESN'T COST AS MUCH AS YOU THINK

The benefit of choosing a Second Nature specialist lies in the personal, tailored service you receive. Listening to your ideas, tastes, and lifestyle needs, with the knowledge to re-imagine the best use of your space, your Second Nature designer will create a tailor-made kitchen, bedroom or home office, just for you- which you simply won't find anywhere else.



With a passion for design and bags of experience, our family of retailers will give you a seamless, hassle free experience from concept to completion, guiding you every step of the way with knowledgeable advice, honesty and transparency. And, what's more, there's no space too challenging for our team- we tackle all shapes and sizes, offering thousands of furniture accessories and storage options to make your wishes come true.



Find your local, independent Second Nature specialist, and discover your dream design.

www.sncollection.co.uk/showrooms

At Second Nature, we're proud to bring your dream spaces to life, through a specialist network of over 250 independent studios across the UK.

Ideal Home
**KITCHEN
AWARDS**

**WINNER
2022**

KITCHENS

SHAKER

Clarendon	18
Mornington	26
Crathorne	42
Hunton	54
Fitzroy	64
Milbourne	70
Belsay	76
Broad oak	82
Stanhope Classic	84

MODERN

Remo	88
Porter	94
Unity	108
Stanhope Modern	112

FEATURE DOORS

Alpina	116
Feature Glazed	118

Porter Outline shown in Bay Green & Dust Grey
Worksurfaces: Strata Quartz Trinity Concrete
Handles: Outline Portal with Brushed Brass backplates

OUTLINE To explore the full Outline collection see page 202



Belsay shown in Dove Grey
 Handles: Didsbury Matt Black T-Bar Handle (H1158.72.MB)



Hunton shown in Charcoal
 Worksurface: Strata Quartz White Venato 30mm
 Handle: Gales Satin Brass Bar Handle (H1169.160.SB)

BEDROOMS

Chapter	122
Mornington	126
Hunton	130
Belsay	134
Porter	138
Sculpt	142
Feature Doors	146
Stanhope	148
Unity	150
Sliding	152
Walk-in	154

HOME OFFICE

Mornington	158
Crathorne	162
Hunton	164
Belsay	168
Porter	170

FINISHING TOUCHES

174

OUR COLLECTION

196

REAL KITCHENS

To inspire you on your renovation journey, we've gathered a variety of our favourite real kitchens in real British homes, designed by independent Second Nature specialists across the UK, in a range of door styles and colours.

Exploring examples of real kitchens, designed and brought to life in real homes, can often provide the inspiration and reassurance you need to envision your own space, and make the final decision.

To discover more beautiful designs, head over to our Second Nature website where you can browse a whole host of different kitchens by style, finish and layout, to gather ideas and gain a true indication of the type of kitchen a specialist could create for your space and budget.

www.sncollection.co.uk/real-kitchens

RETAILERS SHOWN

1. Contrast Kitchens | 2. Inline Kitchens | 3. Ice Interior | 4. Cookhouse Design |
5. Finline Interiors | 6. Input Kitchens





2. Fitzroy Chalk Blue and Partridge Grey



3. Mornington Shaker Partridge Grey





4. Mornington Shaker Stone



5. Porter Matt Dove Grey



6. Porter Matt White

SHAKER

KITCHENS

Featuring an array of beautiful Shaker styles, our versatile collection has been designed to suit and complement any home. For a contemporary twist, a selection of our Shaker designs are available as a sleek handleless look, or with an integrated handle as part of our unique Outline Collection.

Clarendon	18	Fitzroy	64
		Outline	69
Mornington	26	Milbourne	70
Shaker	28		
Beaded	34	Belsay	76
Outline	36		
Crathorne	42	Broadoak	82
Handleless	48		
Outline	53	Stanhope Classic	84
Hunton	54		
Handleless	58		
Outline	60		



Clarendon shown in Dove Grey & Regiment

Worksurfaces: Caesarstone Quartz Primordia

Handles: Highbury Aged Brass Cup Handle (H1138.160.AGB, H1138.320.AGB) & Stivichall Aged Brass Knob (K266.33.AB)



CLARENDON

Shown in Dove Grey & Regiment

Worksurfaces: Caesarstone Quartz Primordia

Handles: Highbury Aged Brass Cup Handle (H1138.160.AGB, H1138.320.AGB) & Stivichall Aged Brass Knob (K266.33.AB)

CLARENDON

Shown in Hartforth Blue

Worksurfaces: Silestone Eternal Serena Suede

Handles: Hoxton Antique Bronze Effect Cup Handle (H1104.96.BR) & Weel Antique Bronze Effect Knob (H1091.60.BR)

Influenced by period furniture, our in-frame Clarendon design cleverly fuses a simple Shaker look with a delicate Ovolo beading to create a kitchen bursting with character.



Bespoke Sizes



Solid wood/
real wood
veneer

3 MATT COLOURS AS STANDARD



Porcelain



Dust Grey



Hartforth Blue

+



Further painted colours
available See page 198



CLARENDON

Shown in Porcelain

Worksurfaces: Caesarstone Quartz White Attica Polished

Handles: Vale Matt Black Cup Handle (H1110.64MB) & Claremont Matt Black Knob (K1106.30MB)





CLARENDON FEATURES

1. Complete your traditional kitchen look with Clarendon's stunning glazed dresser doors, perfect for displaying decorative pieces and treasured possessions.
2. Clarendon's clever design allows you to integrate hidden storage solutions and appliances behind doors without compromising the traditional in-frame look
384. Stand-alone or integrated; create a beautiful statement pantry or drinks cabinet with Clarendon's three-panel larder doors



2. Kesseböhmer Dispensa Junior in Arena Chrome





MORNINGTON

Beaded shown in Pimento, Stone & Porcelain

Worksurfaces: Strata Quartz Pietra Auburn & Strata Quartz Pietra Taupe

Handles: Harton Aged Brass Cup Handle (H1146.105.AGB), Bow Handle (H1147.205.AGB) & Knob Handle (K1118.31.AGB)



MORNINGTON

Shaker shown in Ives Blue and Inkwell

Worksurface: Strata Quartz Strata Statuario

Handle: Heworth Bright Nickel Knob (K1119.30.BN)

Featuring a distinctive ash-grain and an elegant narrow frame, our versatile Mornington door is available in a classic Shaker style, or with an intricate beading detail. Both of these options can then be further customised with an integrated Edge handle from our Outline Collection, to bring a modern twist to the traditional design.



8 MATT COLOURS AS STANDARD



*Shaker only

+



Further painted colours available See page 198



MORNINGTON SHAKER

Shown in Regiment

Worksurfaces: Strata Quartz Strata Imperial & Strata Rustic Oak Finger Stave

Handles: Belgrave Matt Black Pull Handle (8/951.B.MB) & Knob (K1107.35.MB)

Sink: Alveus, Monarch Anthracite Kombino 10 (I122671) & Kombino 20 (I124289) **Tap:** Alveus, Eden Black Tap



MORNINGTON SHAKER

Shown in Hartforth Blue

Worksurfaces: Strata Quartz Marbled Grey

Handles: Claremont Antique Bronze Bar Handle (H1103.160.BR) & Knob (K1106.30.BR)



MORNINGTON BEADED

Shown in Dove Grey

Worksurfaces: Strata Quartz Carrara Gioia


Handles: Barton Bright Copper Cup Handle (H1092.64.CO)



MORNINGTON OUTLINE

Shaker Edge shown in Stone and Porcelain

Worksurfaces: Sensa Granite Vancouver
Handles: Outline Edge with colour matched backplates
Sink: Alevus, Quadrix 60 Menarch



MORNINGTON OUTLINE

Shaker Edge shown in Stone and Porcelain

Worksurfaces: Sensa Granite Vancouver
 Handles: Outline Edge with colour matched backplates
 Sink: Alveus, Quadrix 60 Monarch



OUTLINE To explore the full Outline collection see page 202

Both Mornington Shaker and Mornington Beaded are available with a subtly sculpted Edge handle, as part of our unique Outline integrated handle collection.

Choose from an array of metallic, timber and painted backplate options to complete your look.

Mornington Outline available in:



BACKPLATE FINISHES OPTIONS

- | METALLIC | | | |
|---|---|---|---|
|  |  |  |  |
| Antique Bronze Effect | Aged Brass | Brushed Brass | Bright Copper |
| TIMBER | | PAINTED | |
|  |  |  |  |
| Oak | Walnut | Matching | Carbon |



MORNINGTON FEATURES

1. Create a look that's unique to you with Mornington's extensive selection of feature glazed door designs.
2. Transform the end of your kitchen island or peninsula with a feature drinks storage that's perfect for entertaining.
3. With a Kesseböhmer LeMans corner solution, your Mornington kitchen can be beautiful on the outside, and the inside.

1.



Mornington is also available as part of our **Bedroom & Home Office** collections

SHAKER

KITCHEN COLLECTION



2.



3. Kesseböhmer LeMans in Arena Style Chrome

CRATHORNE

Shown in Porcelain

Worksurfaces: Strata Quartz Rosa Astratto

Handles: Hexham Aged Brass T bar Handle (H116775 AGB) & D Handle (H1166160 AGB)

Sink: Alveus, Monarch Bronze Kombino 10 (I12672) & Kombino 20 (I124288)



CRATHORNE

Shown in Regents Green

Worksurfaces: Strata Quartz Nera Astratto

Handles: Claremont Antique Bronze D Handle (H1103.160.BR) & Knob Handle (K1106.30.BR)

Tap: Alveus, Fluid Monarch Bronze tap

With an elegant narrow Shaker design and a distinctive ash-grain, Crathorne lends itself perfectly to both classic and contemporary kitchen looks. It can be paired with an eye catching rail detail for a sleek handleless look, or can be further customised with an Edge handle from our Outline integrated handle collection.

£ £ £



OUTLINE
Edge



Handleless
Rail Options



Bespoke
Sizes



Solid wood/
real wood
veneer

4 MATT COLOURS AS STANDARD



Porcelain



Dove Grey



Hartforth Blue



Regiment

+



Further painted colours
available See page 198



CRATHORNE

Shown in Regents Green

Worksurfaces: Strata Quartz Nero Astratto

Handles: Claremont Antique Bronze D Handle (H1103.160.BR) & Knob Handle (K1106.30.BR)

Tap: Alveus Fluid Monarch Bronze tap



CRATHORNE HANDLELESS

Shown in Hartforth Blue & Dust Grey

Worksurfaces: Strata Granite Sinuous White

Handleless Rail: Brushed Brass

Sink: Alveus, Monarch Gold Kombino 50 sink (1120361) Tap: Alveus, Monarch Gold Oz tap



CRATHORNE HANDLELESS


Shown in Hartforth Blue & Dust Grey

Worksurfaces: Strata Granite Sinuous White

Handleless Rail: Brushed Brass

Sink: Alveus Monarch Gold Kombino 50 sink Tap: Alveus Monarch Gold Oz tap



 For Handleless Rail options see page 180

HANDLELESS RAIL FINISHES



Bringing a contemporary twist to traditional Shaker style, Crathorne can be designed with a striking handleless rail to transform the overall look and feel of a kitchen.

Choose from five unique Handleless Rail finishes to create your own individual aesthetic.

Crathorne is also available as part of our **Home Office** collection



1.



3.

CRATHORNE FEATURES

1. The elegant Shaker style of Crathorne lends itself perfectly to other rooms of the home, including utility spaces, boot rooms and home office designs.
2. Timber accessories bring a beautiful warmth to this integrated pantry for a modern-country aesthetic.
3. Create a sophisticated feature cabinet to store away your shoes and outdoor attire with Crathorne's three-panel larder door.



OUTLINE To explore the full Outline collection see page 202



2.

Crathorne takes on a whole new aesthetic with a subtly sculpted Edge handle, as part of our unique Outline integrated handle collection.

Choose from an array of metallic, timber and painted backplate options to complete your look.

Crathorne Outline available in:



BACKPLATE FINISHES OPTIONS





HUNTON

Shown in Putty

Worksurface: Dekton Kira Matt

Handle: Soho Matt Black Trim Handles (H1131.90.MB, H1131.250.MB)



HUNTON

Shown in Hartforth Blue and Porcelain

Worksurface: Strata Quartz Absolute Marbled White

Handle: Knurled Aged Brass Bar Handles (H1126257B386AGB) & Knob Handles (K111120B384AGB)

A contemporary take on the classic Shaker, Hunton features a narrow surround, a smooth painted finish, and is equally at home in any modern or traditional setting. Further personalise with an Edge handle from our Outline integrated handle collection for a truly unique look.



4 MATT COLOURS AS STANDARD



+



Further painted colours available See page 198



HUNTON HANDLELESS

Shown in Charcoal & Dove Grey

Worksurfaces: Strata Quartz Pietra Charcoal & Strata Quartz Pietra Silver
 Handleless Rail: Matt Graphite



 For Handleless Rail options see page 180

The Hunton Shaker can also be designed with a striking handleless rail to transform the overall look and feel of a kitchen.

Choose from five unique handleless rail finishes to create your own individual aesthetic.

HANDLELESS RAIL FINISHES

- 
Aluminium
- 
Matt White
- 
Matt Graphite
- 
Copper
- 
Brass

HUNTON OUTLINE

Edge Shown in Porcelain and Carbon with Porter

Worksurfaces: Dekton Taga XGloss

Handles: Outline Edge with colour matched and Carbon backplates

Sink: Alveus, Kombino 50 (50/F/S/U)



1.



2.

HUNTON FEATURES

1. Create a sleek appliance bank with a vertical handleless rail design.
2. The addition of minimalist trim handles transforms Hunton's Shaker aesthetic into a sleek, ultra-modern look.
3. As a contemporary take on the classic Shaker style, Hunton sits perfectly in this modern home-bar design, featuring a matching Edge handle for a seamless look.



3.



OUTLINE To explore the full Outline collection see page 202

Hunton embraces a contemporary look with a subtly sculpted Edge Handle, as part of our unique Outline integrated handle collection.

Choose from an array of metallic, timber and painted backplate options to complete your look.

Hunton Outline available in:



BACKPLATE FINISHES OPTIONS





FITZROY

Shown in Copse Green

Worksurfaces: Strata Quartz Calacatta Gold

Handles: Claremont Antique Bronze Cup Handle (H1105.64.BR) & Knob (K1106.30.BR)



FITZROY

Shown in Partridge Grey & Porcelain

Worksurface: Strata Quartz Calacatta Gold

Handle: Barton Chrome Cup Handle (H1092.64.CH) & Knob (K265.33.CH)

A versatile Shaker with a smooth painted finish and classic proportions, Fitzroy provides an ideal canvas to create an array of different looks. Further tailor with the integrated Edge or Portal handles from our Outline Collection for a contemporary feel.



6 MATT COLOURS AS STANDARD



+



Further painted colours available See page 198



1. Kesseböhmer LeMans in Arena Style Chrome

FITZROY FEATURES

1. Our best-selling LeMans storage solution aims to banish dark corners, bringing all your kitchen essentials out within easy reach.
2. Fitzroy's simplistic Shaker style makes it the perfect choice for an adjoining utility space that needs to look beautiful whilst working hard.
3. Create a traditional feature mantle to frame your cooking space with Fitzroy's classic corbels.



2.



3.



OUTLINE To explore the full Outline collection see page 202

Fitzroy can be customised with a subtly sculpted Edge Handle, or a playful, circular Portal Handle, as part of our unique Outline integrated handle collection.

Choose from an array of metallic, timber and painted backplate options to complete your look.

Fitzroy Outline available in:



BACKPLATE FINISHES OPTIONS





MILBOURNE

Shown in Dust Grey & Dove Grey

Worksurfaces: Strata Quartz, Calacatta Silver

Handles: Harton Bright Nickel Knob (K1118.31 BN) & Cup Handle (H1146.105 BN)



MILBOURNE

Shown in Hartforth Blue

Worksurfaces: Strata Quartz White Venato

Handles: Linton T-Bar Handle (H1120.60.CH) & Bar Handle (H1120.160.CH)

From one look comes an abundance of possibilities. With a wide frame design, a subtly textured woodgrain finish and an impressive eight standard colours to choose from, plus further painted shades, Milbourne's Shaker style can be dressed up or down to suit any setting.



8 COLOURS AS STANDARD



Further painted colours available See page 198



1.

MILBOURNE FEATURES

1. A stand-alone open dresser offers the perfect place to house your everyday essentials whilst providing an eye-catching, timeless kitchen feature.
2. This Milbourne island-end has been designed to emulate the look of free-standing furniture, bringing traditional charm to the kitchen whilst providing practical shelving and drawer space.
3. Our clever iMove storage solution allows you to make use of your full ceiling height, bringing the contents of your higher cabinets down within easy reach.



3. Kesseböhmer Single tier iMove in Anthracite



2.



Kesseböhmer Tandem Solo in Arena Chrome



BELSAY

Shown in Dove Grey & Graphite

Worksurfaces: Strata Quartz Absolute Marbled White
Handles: Claremont Industrial Matt Black Knob (K106.30.MB)



BELSAY

Shown in Indigo

Worksurfaces: Silestone Eternal Noir

Handles: Hoxton Black Industrial Matt Cup Handle (H1104.96.MB) & Claremont Industrial Matt Black Knob (K1106.30.MB)

Our simple, elegant and affordable Shaker door features a frame with modern proportions, a chamfer detailing on the centre panel and a beautiful textured woodgrain-style finish.



6 MATT COLOURS AS STANDARD



+



Further painted colours available See page 198



Kesseböhmer LeMans in Arena Pure Anthracite



Kesseböhmer Tandem Solo in Arena Chrome



1.



2.



3. Kesseböhmer Dispensa Junior in Classic Silver

BELSAY FEATURES

1. Pair Belsay with our Kesseböhmer YouK modular open shelving to create a contemporary, industrial aesthetic, whilst providing valuable storage space.
2. The simplistic nature of our Belsay door makes it the perfect canvas for a bold kitchen colour scheme.
3. A base unit pull-out solution is the ideal place to store away bulky pots, pans and kitchen essentials, whilst making them easily accessible when needed.

BROADOAK

Shown in Putty & Regiment

Worksurfaces: Strata Granite Steel Grey & Strata Timber Oak

Handles: Leeming Bright Nickel Bar (H1002.160.BN) & T-Bar Handle (H1003.62.BN)

Broadoak epitomises the simple values of the Shaker movement, featuring a solid oak door with a traditional v-groove design. Its unfussy style and natural appearance ensures this enduring look never goes out of fashion.



Solid wood/
real wood
veneer

1 FINISH AS STANDARD



Natural

+



Further painted colours
available See page 198

STANHOPE CLASSIC MADE-TO-MEASURE



Made-to-Measure
Collection


£



Stanhope boasts a complete made-to-measure collection across three classic door styles, in a choice of matt, supermatt and woodgrain effect finishes. Choose from Bolam, a simple, ever-popular Shaker, Langley, a classic Shaker with an Ovolo framed detail, and Meldon, an eye-catching, traditional cathedral arch design.

TO VIEW THE FULL STANHOPE CLASSIC COLLECTION PLEASE SEE PAGE 221

MATT



SUPERMATT



FEATURE



WOODGRAIN FINISH



AVAILABLE IN THE FOLLOWING DOOR STYLES



BOLAM

LANGLEY

MELDON



STANHOPE CLASSIC

Langley Shown in Matt Blue Canvas & Matt Dove Grey

Worksurface: Strata Granite Graphite Pearl
Handles: Reeth Chrome Knob (K1113.46.CH)

MODERN

KITCHENS

Our collection of modern kitchens have been designed to help you create a stunning array of stylish, contemporary looks to reflect your personality – with no compromise on quality or functionality. For further personalisation, our best-selling Porter door is also available as a seamless handleless design, and it can also take on a fresh new appearance with a choice of four integrated handle styles, as part of our Outline Collection.

Remo	88
Porter	94
Handleless	98
Outline	102
Unity	108
Handleless	110
Stanhope Modern	112



Remo shown in Matt Regents Green & Matt Carbon
Worksurfaces: Dekton Laurent



REMO

Shown in Matt Hartforth Blue with Unity Hayward Concrete

Worksurfaces: Strata Quartz Barbican Concrete Polished
Shelving: Kesseböhmer YouK with Unity Hayward Concrete



REMO

Shown in Matt Regents Green & Matt Carbon

Worksurfaces: Dekton Laurent

Inspired by modern European styles, Remo's contemporary, minimal design features a smooth painted finish in either a matt or gloss finish alongside an integrated j-pull handle. The added availability of bespoke elements, such as our unique feature handle options, makes Remo perfect for those searching for a sleek, individual look.



Bespoke Sizes

8 COLOURS AS STANDARD



+



Further painted colours available See page 198



REMO FEATURES

- 1&2. Remo's integrated j-pull handle design can be customised to create a bespoke look for your kitchen, choose between a horizontal or vertical feature handle.
3. A Tandem Larder is both a practical and attractive storage solution, which perfectly complements contemporary kitchens. The split shelving doubles the visibility and accessibility of cabinet contents.
4. With our efficient drawer organisation solutions your Remo kitchen can be beautifully sleek on the inside too.



3. Kesseböhmer Tandem Larder in Anthracite Arena Style



PORTER

Shown in Gloss Dust Grey with Alpina Mid Oak

Worksurfaces: Silestone Charcoal Soapstone



PORTER

Shown in Gloss White

Worksurfaces: Strata Quartz Morning Frost worksurface & Corian Solid Surface Domino Terrazzo splashback

Handles: Soho Matt White Trim Handles (H1131.90.MW)

Our best-selling Porter door features a simple, linear design for an ultra-modern look. Pair with a handle or an eye-catching rail detail for a sleek handleless aesthetic, or personalise your kitchen further with any of the four integrated handle designs from our Outline Collection.



OUTLINE
Portal, Edge,
Channel,
Extended
Channel



Handleless
Rail Options



Bespoke
Sizes

8 COLOURS AS STANDARD



White



Porcelain



Cashmere



Dove Grey



Silver Grey



Dust Grey



Graphite



Hartforth Blue

Matt and Gloss

Matt only

+



Further painted colours
available See page 198



PORTER HANDLELESS

Shown in Gloss Dove Grey & Matt Regiment

Worksurfaces: Strata Quartz Carrara Gioia

Handleless Rail: Brass Handles: Hessay Brass D Handle (H1133.320.BHB)



For Handleless Rail options see page 180

HANDLELESS RAIL FINISHES



The sleek Porter door can also be designed with a striking handleless rail, which not only acts as a hidden handle, but as a defining feature that can transform the look and feel of a kitchen.

Choose from five unique handleless rail finishes to create your own individual aesthetic.



PORTER HANDLELESS

Shown in Gloss Porcelain and Matt Hartforth Blue

Worksurfaces: Strata Quartz Elegant Cream & Strata Oak Herringbone
Handleless Rail: Copper



For Handleless
Rail options
see page 180

Ideal Home
**KITCHEN
AWARDS**

**WINNER
2022**

PORTER OUTLINE

Portal Shown in Bay Green & Dust Grey

Worksurfaces: Strata Quartz Trinity Concrete
Handles: Outline Portal with Brushed Brass backplates

Porter Outline is also available in Edge, Channel and Extended Channel.

Go to page 204 for more information.



PORTER OUTLINE

Channel and Extended Channel Shown in Matt White & Matt Carbon

Worksurfaces: Silestone Corktown & Silestone Seaport

Handles: Outline Channel & Extended Channel with colour matched & Walnut backplates

Sink: Alveus, Kombina 50 (50/F/S/U)

Porter is also available as part of our **Bedroom & Home Office** collections



PORTER FEATURES

1. Create storage that mirrors the sleek, contemporary feel of your Porter kitchen with our extensive range of drawer and shelving options.
2. Linear and sophisticated; The Channel and Extended Channel integrated handles from our Outline Collection are exclusively available with Porter.
3. Porter Hartforth Blue contrasts beautifully with a Copper handleless rail to create a truly eye-catching look.



3.



1. Kesseböhmer Tandem Side Larder in Anthracite Style



2.

OUTLINE To explore the full Outline collection see page 202

Porter can be paired with any of our four distinctive integrated handle styles as part of the Outline Collection, to create a range of personalised kitchen looks.

Choose from a beautiful array of metallic, timber and painted backplate options to complete your aesthetic.

BACKPLATE FINISHES OPTIONS



Porter Outline available in:



UNITY MADE-TO-MEASURE



Made-to-Measure
Collection



Handleless
Rail Options



Shown in Pebble Grey Matt & Trelick Concrete
Worksurfaces: Strata Quartz Trinity Concrete
Handles: Justice Concrete Effect Block Handle (H1151128.CT) & Soho Matt Black Trim Handle (H1131250.MB)
Shelving: Kesseböhmer YouK with Unity Trelick Concrete



Shown in Dust Grey Matt with Multiplex Edging
Worksurfaces: Dekton Ultra Compact Sirocco
Handles: Lloyd Matt Black Knob (K1124.25.MB) & D Handle (H1156160.MB)

Our Unity made-to-measure collection is designed with ultimate flexibility in mind so you can maximise every inch of space in your kitchen.

No matter the size or shape of your kitchen footprint, you will be able to achieve a truly unique look to your precise requirements, without the need to compromise on your dream style. Unity is available in a wide variety of colours and feature finishes, and can be further personalised with three edging options for an individual, tailored look.

EDGE OPTIONS

You even have the choice of door edge: go with a two-tone 3D glass effect, matching edges for the seamless look or multiplex edging.



Matching edge for seamless finish Two-tone 3D glass effect for a contrasting look Multiplex edging for a unique style

Woodgrain & concrete effect finish only available in matching edge.

AVAILABLE IN THE FOLLOWING FINISHES

MATT AND GLOSS



MATT ONLY




GLOSS METALLIC



CONCRETE EFFECT



WOODGRAIN EFFECT



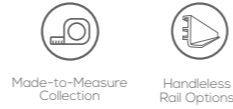
Shown in Matt Indigo Blue & Brunswick Concrete
Worksurfaces: Strata Quartz Kemble Concrete
Handles: Knurled Matt Black Knob (K117321.MB)



UNITY FEATURES

1. Unity can be paired with a sleek handleless rail in a selection of five beautiful finishes to create an eye-catching handleless look.
2. Alongside a variety of matt and gloss colour options, Unity is also available in a number of feature finishes, including three sophisticated, textured concretes.
3. Exclusive to Unity, our Multiplex edging provides a contrasting edge detail to your cabinetry for a fresh, modern look.

STANHOPE MODERN MADE-TO-MEASURE



£



The Stanhope collection features a complete made-to-measure offering across three modern door styles, in a choice of matt, gloss, feature concrete and woodgrain effect finishes. Choose from the simple Whitfield slab, the curved saponetta style of Henshaw, or the integrated handle design of Acomb.

Combining clean lines with a contemporary colour palette, this range is perfect for those looking to create a minimalist environment at an affordable price.

AVAILABLE IN THE FOLLOWING DOOR STYLES




WHITFIELD

HENSHAW

ACOMB
Not available
in Gloss

TO VIEW THE FULL STANHOPE MODERN COLLECTION PLEASE SEE PAGE 221

MATT



SUPERMATT





GLOSS



WOODGRAIN FINISH



FEATURE



STANHOPE MODERN

Acomb Shown in Matt Porcelain & Feature Concrete

Worksurface: Strata Quartz Pietra Carbon

FEATURE DOORS

Incorporating texture into your kitchen design is an excellent way to bring added interest and depth to any footprint, whether through accent cabinetry, open shelving, or a striking focal island. Our feature door collection includes Alpina, a made-to-measure range with six distinctive, heavily-textured finishes, and our Glazed range, with a choice of two clean styles, and one striking fluted design.

Alpina	116
Feature Glazed	118



ALPINA MADE-TO-MEASURE

£ £ £ £ £



BURNT ASH

A collection with inherent natural beauty, Alpina is available in six heavily textured, unique finish options, ranging from a light and classic Natural Oak, to a bold and distinctive Burnt Ash. The range offers made-to-measure sizing for true flexibility when designing your perfectly tailored kitchen, and with the option to pair Alpina with a handle from our extensive Second Nature collection, or to opt for a contemporary handleless aesthetic, Alpina can truly adapt to your individual kitchen vision.

Whether as a full kitchen design or offset against a painted finish to create an eye-catching accent, Alpina has its roots firmly in both nature and cutting-edge design.

AVAILABLE IN THE FOLLOWING FINISHES



Natural Oak



Smoked Larch



Smoked Oak



Mid Oak



Deep Oak



Burnt Ash



MID OAK



SMOKED LARCH

FEATURE GLAZED



FLUTED GLAZED

Perfectly suited to a contemporary setting, glazed doors can add a striking accent piece to any kitchen design. Available in a choice of clean black or bronze styles, they work especially well within a handleless context for a seamless, ultra-modern look.

Alternatively, for those looking to create a dramatic, textured look whilst maintaining an element of privacy for the contents of your kitchen cupboards, our fluted, vertical reeded glazed design offers just a partial view into your cabinets whilst producing a sophisticated aesthetic.

AVAILABLE IN THE FOLLOWING DOOR STYLES



BLACK FLUTED
GLAZED



BLACK
GLAZED



BRONZE
GLAZED



BLACK GLAZED



BRONZE GLAZED

BEDROOM COLLECTION

You deserve a bedroom that effortlessly balances design and function, so we've collated a collection of our much-loved kitchen ranges that can be used to design an array of classic and contemporary bedroom looks to suit any home. The Collection also sees the introduction of two exclusive bedroom ranges, and the option to tailor a selection of our styles with the Outline integrated handle collection.

Chapter	122	Feature Doors	146
Mornington Beaded	126	Stanhope	148
Outline	128		
Hunton	130	Unity	150
Outline	132		
Belsay	134	Sliding	152
Porter	138	Walk-In	154
Outline	140		
Sculpt	142		



Mornington Beaded Outline shown in Copse Green
 Worksurfaces: Strata Quartz Pietra Verde
 Handles: Outline Edge with Brushed Brass backplates



CHAPTER

Shown in Hartforth Blue

Handles: Strand Stainless Steel T-Bar Handle (H1143.60.SS) & Bar Handle (H1144.242.SS)

Perfect for those seeking an elegant bedroom look, Chapter features a classic Shaker design with ornate beading and a textured woodgrain effect.



1 WOODGRAIN COLOUR AS STANDARD



Porcelain

+



Further painted colours available See page 198



CHAPTER

Shown in Stone

Handles: Berwick Pewter Knob (KDH3022)








MORNINGTON BEADED

Shown in Cashmere


Worksurfaces: Strata Quartz Statuario
 Handles: Hexham Chrome T-Bar Handle (H1167.75CH) & D-Handle (H1166.160CH)

Bringing an intricate beading detail to a classic Shaker design, Mornington Beaded features a sophisticated ash-grain finish for a truly refined bedroom aesthetic.

£ £ £

-  **OUTLINE**
Edge
-  **Bespoke**
Sizes
-  **Solid wood/**
real wood
veneer

3 MATT COLOURS AS STANDARD

-  Porcelain
-  Stone
-  Dave Grey

+



Further painted colours available See page 198



MORNINGTON OUTLINE

Beaded Edge Shown in Copse Green

Worksurfaces: Strata Quartz Pietra Verde
Handles: Outline Edge with Brushed Brass backplates



OUTLINE To explore the full Outline collection see page 202






For a contemporary twist on the classic Shaker style, Mornington Beaded can be paired with a subtly sculpted Edge Handle, as part of the unique Outline integrated handle collection.

Choose from a beautiful array of metallic, timber and painted backplate options to complete your bedroom look.

Mornington Outline available in:



BACKPLATE FINISHES OPTIONS

METALLIC			
			
Antique Bronze Effect	Aged Brass	Brushed Brass	Bright Copper
TIMBER		PAINTED	
			
Oak	Walnut	Matching	Carbon



HUNTON

Shown in Truffle & Georgian Red

Handles: Didsbury Antique Bronze Knob (K120.33490BR)

Featuring a narrow surround and a smooth painted finish, the Hunton range brings a modern edge to a traditional Shaker, allowing it to sit equally well within any contemporary or classic setting.

£ £ £



OUTLINE
Edge



Bespoke
Sizes

3 MATT COLOURS AS STANDARD



Porcelain



Dove Grey



Dust Grey

+



Further painted colours
available See page 198



HUNTON OUTLINE

Edge shown in Dry Rose and Porcelain

Handles: Outline Edge with Brushed Brass backplates



OUTLINE To explore the full Outline collection see page 202

The Hunton Shaker can take on a whole new aesthetic with a subtly sculpted Edge Handle, as part of the unique Outline integrated handle collection.

Choose from a beautiful array of metallic, timber and painted backplate options to complete your bedroom look.

Hunton Outline available in:



BACKPLATE FINISHES OPTIONS

METALLIC			
			
Antique Bronze Effect	Aged Brass	Brushed Brass	Bright Copper
TIMBER		PAINTED	
			
Oak	Walnut	Matching	Carbon

BELSAY


Shown in Ives Blue

Handles: Skelton Pewter T-Bar handle (K1115.80.PE) & Bar Handle (H1142.128.PE)

Effortless, straightforward elegance for a timeless space; the Belsay Shaker features a frame with modern proportions, a beautiful chamfer detailing and a textured woodgrain effect.



3 WOODGRAIN COLOURS AS STANDARD



+



Further painted colours available See page 198



BELSAY

Shown in Dove Grey

Handles: Didsbury Black T-Bar Handle (H1158.72.MB)





PORTER

Shown in Cashmere

Handles: Darley Chrome Cup Handle (H1163.64.CH) & D handle (H1168.160.CH)

Our best-selling Porter door is perfect for those seeking a seamless bedroom look. With a sleek, linear appearance, Porter's versatility means it can adapt to any space and is the perfect canvas to inject individuality into your bedroom design.



OUTLINE
Portal, Edge,
Channel,
Extended
Channel



**Bespoke
Sizes**

4 MATT COLOURS AS STANDARD



White



Cashmere



Dove Grey



Dust Grey



Further painted colours
available See page 198



Porter shown in Charcoal
Handles: Outline Extended Channel with Oak backplates



Porter shown in Mussel
Handles: Outline Extended Channel with Oak backplates

OUTLINE To explore the full Outline collection see page 202



Porter shown in Regents Green
Handle: Outline Portal with Walnut backplates

Porter can be paired with any of our four distinctive integrated handle styles as part of the Outline Collection, to create a range of unique bedroom looks.

Choose from a beautiful array of metallic, timber and painted backplate options to complete your aesthetic.

BACKPLATE FINISHES OPTIONS

METALLIC			
			
Antique Bronze Effect	Aged Brass	Brushed Brass	Bright Copper
TIMBER		PAINTED	
			
Oak	Walnut	Matching	Carbon

Porter Outline available in: **PORTAL** **EDGE** **CHANNEL** **EXTENDED CHANNEL**



SCULPT

Shown in Silver Grey

Carefully shaped into the edge of the door, Sculpt's integrated j-pull handle design sets it apart from the crowd for a bold and distinctive bedroom look.

£ £

4 MATT COLOURS AS STANDARD



White



Cashmere



Dove Grey



Dust Grey

+



Further painted colours available See page 198



SCULPT

Shown in Sage with Silver Tinted Mirror Feature Doors



FEATURE DOORS



BRONZE TINTED
GLAZED

Truly personalise your traditional or contemporary fitted bedroom look with our selection of feature doors. Increase the functionality of your wardrobe whilst helping to increase the illusion of space in your bedroom with the classic Silver Tinted Mirror doors. Or, add a Bronze Tinted Glazed door to your sleek wardrobe design to create an eye-catching decorative statement.

AVAILABLE IN THE FOLLOWING FINISHES



Silver tinted
mirror



Bronze tinted
glazed door




SILVER TINTED
MIRROR



SILVER TINTED
MIRROR

STANHOPE MADE-TO-MEASURE

£



Bolam shown in Matt Porcelain
Handles: Yard Black Cup (H1138.160.MB)




Bolam shown in Grey Woodgrain
Handles: Barton Chrome Cup handle (H1092.64.CH) & Knob (K265.33.CH)

The Stanhope collection features a made-to-measure offering across two classic and three contemporary door styles, in a choice of matt, gloss, feature concrete and woodgrain effect, allowing you ultimate flexibility when designing a perfectly tailored bedroom. Boasting everything from a simple, ever-popular Shaker style, through to a sleek and seamless slab design, Stanhope can help you achieve a look to suit any home.

TO VIEW THE FULL STANHOPE COLLECTION PLEASE SEE PAGE 221

MATT



SUPERMATT




GLOSS



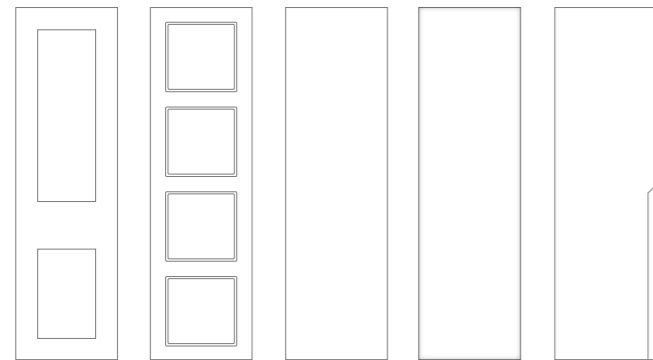
WOODGRAIN FINISH



FEATURE



AVAILABLE IN THE FOLLOWING DOOR STYLES



Bolam One piece shaker
Elsdon One piece shaker
Whitfield Square slab
Henshaw Saponnetta slab
Acomb Integrated handle slab



Elsdon shown in Matt Graphite
Handles: Linton Chrome Bar (H1120.160.CH)

UNITY MADE-TO-MEASURE



Unity shown in Supermatt Pure White
Handles: Soho White Trim (H1131250.MW)



Unity shown in Supermatt Graphite
Handles: Marylebone Black Trim (H1087256.BS)

Designed with ultimate flexibility in mind, the Unity made-to-measure range allows you to design a wardrobe to truly maximise every inch of space in your bedroom, no matter the size or shape.

With an uncomplicated, linear aesthetic, an extensive choice of colours and feature finishes, and three additional edging options for further personalisation, Unity will help you to achieve a bedroom look to your precise requirements, without the need to compromise on your dream style.

EDGE OPTIONS

You even have the choice of door edge: go with a two-tone 3D glass effect, matching edges for the seamless look or multiplex edging.



Matching edge for seamless finish
Two-tone 3D glass effect for a contrasting look
Multiplex edging for a unique style

Woodgrain & concrete effect finish only available in matching edge.

AVAILABLE IN THE FOLLOWING FINISHES

MATT AND GLOSS



MATT ONLY




GLOSS METALLIC



CONCRETE EFFECT



WOODGRAIN EFFECT



Unity shown in Gloss & Matt Cashmere with Gold Gloss Metallic features
Handles: Knurled Knob with backplate (K111120B384AGB) & Bar with backplate (H1126448B385AGB)


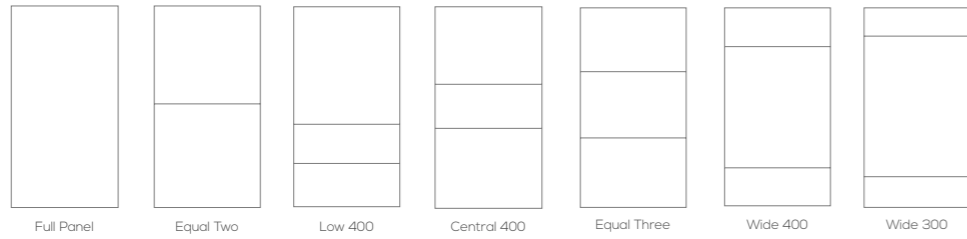
SLIDING

Wall-to-wall and floor-to-ceiling, a sliding wardrobe is the perfect solution for maximising and utilising all the available space in your bedroom for valuable storage, whilst creating a seamless style statement. With an extensive range of glass, satin glass, mirror and panel options, and an array of colours and finishes, your sliding wardrobe can be tailored to you and your individual style.




Full panel & equal 3 panel design shown in Silver mirror & Anthracite glass
Frame: Satin Silver - Shape


AVAILABLE IN THE FOLLOWING DOOR STYLES



MIRROR



BOARD COLOURS



WOODGRAIN BOARDS




GLASS COLOURS



SATIN GLASS COLOURS




FRAME COLOURS



Equal two shown in White glass
Frame: Satin Silver - Cube



Full panel shown in mixed Gloss Cashmere board & Matt White board



Wide 400 shown in Matt Cashmere board & Satin Stone glass



WALK-IN

Shown in White with Linen & Walnut Effect Internals

Finish: Linen
Internals: Walnut Effect Walk-in Wardrobe
External: Porter White

Bringing a feeling of luxury to everyday life, our open wardrobes in textured Linen can create the ultimate walk-in-closet look, for an undeniable design statement in any home. Choose from Walnut, Oak or Linen internal accessories for the perfect balance of beauty and functionality.



Bespoke Sizes

3 INTERNAL ACCESSORY FINISHES AVAILABLE



Textured Linen



Textured Walnut



Textured Oak

HOME OFFICE COLLECTION

A selection of our much-loved kitchen ranges can be used to create an abundance of beautiful home office designs to suit any traditional or modern setting, and any home working lifestyle. Whether you're looking to seamlessly introduce a workspace into your kitchen, bedroom or living room, or create a dedicated study, our flexible collection can produce a truly tailored design to suit any space, individual style, or practical requirements.

Mornington	
Mornington Beaded	158
Mornington Shaker	160
Crathorne	162
Hunton	164
Outline	166
Belsay	168
Porter	170
Outline	172



Hunton Outline shown in Georgian Red
Worksurfaces: Strata Quartz Pietra Auburn
Handles: Outline Edge with Brushed Brass backplates



MORNINGTON BEADED

Shown in Dust Grey

Worksurface: Strata Quartz Marbled White

Handle: Harton Nickel Knob Handle (K1118.3LBN) & Cup Handle (H1146.105BN)

Featuring an exquisite ash-grain finish, our Mornington range is available as a classic Shaker, or with the addition of an ornate beading detail. Both styles can then be further personalised with the Edge integrated handle from our Outline Collection, to bring a contemporary edge to a classic look.

£ £ £



OUTLINE
Edge



Bespoke
Sizes



Solid wood/
real wood
veneer

4 MATT COLOURS AS STANDARD



Porcelain



Stone



Dave Grey



Hartforth Blue

+



Further painted colours
available See page 198

MORNINGTON SHAKER

Shown in Regiment

Worksurfaces: Strata Quartz Strata Imperial
Handles: Belgrave Black Pull Handle (8/951.B.MB)



CRATHORNE

Shown in Hartforth Blue

Worksurfaces: Strata Granite Sinuous White
Handles: Hampstead Material Knob (K126.30.WABHB)

Pairing a classic Shaker style and distinctive ash-grain finish with a more contemporary narrow frame, Crathorne lends itself equally to both traditional and modern home office designs.

£ £ £

-  **OUTLINE**
Edge
-  **Bespoke**
Sizes
-  **Solid wood/**
real wood
veneer

3 MATT COLOURS AS STANDARD

-  Porcelain
-  Dove Grey
-  Hartforth Blue

+



Further painted colours available See page 198



HUNTON

Shown in Charcoal

Worksurface: Strata Quartz White Venato
 Handle: Gales Metallics Bar Handle (H1169.160.SB)

With a smooth painted finish and a narrow surround, Hunton offers the perfect canvas for injecting bold personality into your home office design, and can be further tailored with the Edge integrated handle from our Outline Collection.

£ £ £



4 MATT COLOURS AS STANDARD



Further painted colours available See page 198



HUNTON OUTLINE

Edge shown in Georgian Red

Worksurfaces: Strata Quartz Pietra Auburn

Handles: Outline Edge with Brushed Brass backplates

OUTLINE To explore the full Outline collection see page 202

The Hunton range can take on a whole new aesthetic with a subtly sculpted Edge handle, as part of our unique Outline integrated handle collection.

Choose from an array of metallic, timber and painted backplate options to complete your look.

Hunton Outline available in:



BACKPLATE FINISHES OPTIONS

METALLIC

- Antique Bronze Effect
- Aged Brass
- Brushed Brass
- Bright Copper

TIMBER

- Oak
- Walnut

PAINTED

- Matching
- Carbon



BELSAY


Shown in Dove Grey

Handles: Linton Chrome T-Bar Handle (H1120.60.CH) & Bar Handle (H1120.160.CH)

Simple yet refined, our affordable Belsay range features a Shaker frame with modern proportions, an elegant chamfer detailing on the centre panel and a tasteful textured woodgrain-style finish. It's uncomplicated nature allows it to be styled effortlessly to suit any home office space.



3 WOODGRAIN COLOURS AS STANDARD



+



Further painted colours available See page 198



PORTER

Shown in Matt Graphite & Unity Sepia Gladstone Oak

Worksurfaces: Unity Sepia Gladstone Oak with 3mm bespoke glass on top
 Handles: Soho Black Trim (H1131.90.MB)

Bring a contemporary look to your home office design with our seamless, matt painted Porter door. Offering a world of possibilities for injecting personality through colour, accessories and textures, Porter is also available with any of the four integrated handle options from the Outline Collection.



OUTLINE
 Portal, Edge,
 Channel,
 Extended
 Channel



Bespoke
 Sizes

4 MATT COLOURS AS STANDARD



White



Cashmere



Dove Grey



Dust Grey



Further painted colours
 available See page 198



OUTLINE To explore the full Outline collection, see page 202

PORTER OUTLINE

Extended Channel shown in Matt Stone

Handles: Outline Extended Channel with Copper backplates




Porter can be paired with any of our four distinctive integrated handle styles as part of the Outline Collection, to create a range of personalised kitchen looks.

Choose from a beautiful array of metallic, timber and painted backplate options to complete your aesthetic.

Porter Outline available in:

-  PORTAL
-  EDGE
-  CHANNEL
-  EXTENDED CHANNEL

BACKPLATE FINISHES OPTIONS

- | | | | |
|---|---|---|---|
|  |  |  |  |
| <small>Metallic: Antique Bronze Effect</small> | <small>Metallic: Aged Brass</small> | <small>Metallic: Brushed Brass</small> | <small>Metallic: Bright Copper</small> |
|  |  |  |  |
| <small>Timber: Oak</small> | <small>Timber: Walnut</small> | <small>Matching</small> | <small>Painted: Carbon</small> |

FINISHING TOUCHES

From the handles that adorn your cupboard doors, to the storage solutions that tuck away neatly within your cabinetry, the finishing touches play a vital part in determining the overall look, feel and functionality of your kitchen, bedroom and home office designs.

Worksurfaces	176
Handles	178
Handleless rail	180
Sink & taps	182
Storage	
Larder storage	184
Corner storage	186
Wall storage	188
Drawer Inserts	190
Waste & Recycling	192
Lighting	194



WORKSURFACES COLLECTION



Collated into six distinct colour collections to help you easily discover the perfect look for your design, our beautiful selection of worksurfaces offers something for every home. In a wide variety of materials, patterns, colours and finishes, you're guaranteed to find the worksurfaces to enhance the look and functionality of your space.

Ask your Second Nature designer for a copy of our dedicated Worksurfaces brochure to explore and be inspired by our extensive collection.



**WHITE PURE,
FEATURE &
ABSTRACT
COLLECTION**



**WHITE DAPPLED
& REFLECTIONS
COLLECTION**



**NEUTRAL
CRYSTALLISED,
DAPPLED & PURE
COLLECTION**



**GREY PURE,
CRYSTALLISED,
DAPPLED & VEINED
COLLECTION**



**BLACK
COLLECTION**



**TIMBER
COLLECTION**

HANDLE OPTIONS



Although small, handles play a big part in determining the look, feel and practicality of your kitchen, bedroom or home office design. Whether strong and structured, elegant and characterful, or bold and textured, our extensive handle collection offers something for every style and taste. Visit your local Second Nature specialist to explore our full range.



CHROME
COLLECTION




PEWTER
COLLECTION



ANTIQUE
COLLECTION



STAINLESS STEEL
COLLECTION



KNURLED
COLLECTION



BLACK/WHITE
COLLECTION

HANDLELESS RAIL FINISHES



A selection of our ranges are available with a sleek handleless rail to create a striking, contemporary handleless design. This smart rail sits neatly between the door and cabinet to not only present a decorative statement, but also enable you to reach in and easily open your cupboards.

Choose from five unique finishes to create your own individual aesthetic.



**ALUMINIUM
RAIL**



**MATT WHITE
RAIL**



**MATT GRAPHITE
RAIL**



**METALLIC BRASS
RAIL**



**METALLIC COPPER
RAIL**

SINKS AND TAPS COLLECTIONS

Receiving consistent everyday use, your sink and tap needs to meet the requirements of your daily home life, whilst complementing and enhancing your overall style.

Sink: Alveus, Monarch Bronze Kombino 50 & 10 sinks
Tap: Alveus, Monarch Bronze Oz tap

As part of our Alveus Sinks and Taps Collection, you have three beautiful ranges to choose from to achieve your desired look and functionality.



MONARCH COLLECTION

Thanks to a world leading PVD Treatment, the Monarch Collection boasts increased scratch resistance and is available in a striking Anthracite, Bronze, Copper or Gold finish.



GRANITAL COLLECTION

Formulated from high quality quartz bound by a premium binding agent, our Granital sinks and taps provide strength and durability, as well as an impressive resistance to temperature shocks.



STAINLESS STEEL COLLECTION

Designed with AISI 304 Stainless Steel that's 100% recyclable, this collection provides strength and longevity, with a resistance to high temperatures, rapid temperature changes, impacts and chemical influences.

LARDER STORAGE

TANDEM LARDER

The original and the best; our most popular solution for wider larder units combines the functional benefits of the Tandem Side and the Tandem Solo. By splitting each level in two, the overview of the cabinet contents are doubled, whilst the rear shelves are automatically drawn forward as the door is opened for effortless accessibility.

Read all about our clever storage solutions in our 'Beautiful on the Inside' inspiration magazine- available from your local Second Nature specialist.



DISPENSA LARDER

The unique design of our Dispensa Larder gives you access to your goods from both sides, meaning all of your items are visible in one movement, even those on the top shelf. Market leading quality also ensures that even when fully loaded with 100kg of groceries, the unit moves smoothly with minimal effort.



TANDEM SIDE LARDER

Designed for use alongside traditional shelves, the Tandem Side is placed on the inside of a tall height cupboard. It's the perfect solution for storing your herbs and spices within easy reach. Alternatively, a studio height design can be planned into smaller units which can be a great place to store tea, coffee and breakfast essentials.



TANDEM SOLO LARDER

Our Tandem Solo presents immediate, effortless access to food stuffs with the simple opening of your cupboard door. Offering complete transparency for your entire cupboard contents, you'll never again find out-of-date ingredients lurking at the back of your shelves!



CONVOY LARDER

Easy to adjust, highly flexible and available in an array of finishes, including glass and durable wooden shelving, our Convoy larder range boasts an air of luxury, giving a premium aesthetic to your internals.

CORNER STORAGE

LEMANS CHROME STYLE

Featuring clever anti-slip shelving that can hold up to 25kg (per shelf), the innovative curves of the Kesseböhmer LeMans corner storage solution allows it to smoothly glide out from inside your cupboard, bringing the whole shelf within easy reach.



LEMANS ANTHRACITE STYLE

With an Anthracite finish on the rail and base, the LeMans corner solution takes on a sleek, industrial aesthetic that perfectly suits a contemporary kitchen design.



LEMANS ARENA PURE

Streamlined and sophisticated, the LeMans takes on a whole new look with an Arena Pure design – featuring an anti-slip Anthracite base, and a seamless raised side design.



MOVEBOARD SILVER STYLE

The Moveboard is our entry level alternative to the LeMans corner solution for value driven kitchens, holding up to 20kg per shelf and featuring a powder coated Silver finish.



MAGIC CORNER CHROME STYLE

The Magic Corner attaches to the back of your cupboard door, allowing the trays to slide out simultaneously for full access to the depths of your corner cupboards.

WALL STORAGE



BESPOKE SHELVING

Using open shelving instead of closed cabinetry can help to make a room feel larger, without compromising on valuable storage space. No matter the size or shape of your space, our Kesseböhmer YouK modular shelving can be tailored to your precise requirements.



IMOVE ACCESSIBLE SHELVING

Whilst utilising wall space with cabinets can provide extra storage potential, higher sections are often left inaccessible or a hassle to reach. Our Kesseböhmer iMove provides effortless access to upper shelves, with a tray that lowers the contents of your cupboard down within easy reach.

DRAWER INSERTS

No matter the size of your drawers, we have developed a comprehensive range of deep and shallow inserts to effectively organise your internals. From cutlery trays, to plate holders and knife dividers, we have a solution to help you neatly store away all your kitchen essentials within your drawers.



OAK PLATE HOLDER

In a charming and durable Oak finish, our plate holders keep your pots, pans and crockery organised and prevent items from clashing together in your drawer.



OAK DRAWER INSERTS

Made from light washed natural Oak, our beautiful drawer inserts are the perfect way to organise your internals so they always look neat and tidy. With dividers, knife blocks, a foil/film dispenser and a stepped spice holder, we're sure you'll find a design to suit your storage needs.



PLASTIC DRAWER INSERTS

If Oak doesn't suit your kitchen design, we also offer a wide-range of high-quality, scratch resistant plastic drawer inserts with modular accessories, perfect for a contemporary setting.

WASTE & RECYCLING

Waste management and recycling has never been more important; when planning your new kitchen, be sure to carefully consider where & how waste food and empty packaging will be stored.



BASE MOUNTED

Housed behind hinged doors typically in slimmer cabinets, these bins can be easily pulled out with the lid remaining in place.



DOOR MOUNTED

For maximum convenience and capacity, bins can be mounted to the rear of doors, available in light or dark grey with soft close as standard throughout the range, and the option of fixed or removable lids.



DRAWER MOUNTED SOLUTIONS

Half height deep drawer units can provide a deceptive amount of space for both recycling and food waste; widths of up to 1000mm can hold up to 58l in multiple compartments.

LIGHTING

Natural light

Natural light lighting can perfectly complement a monochrome, light neutral, or minimal palette.

Warm white

Warm white lighting pairs beautifully with deep, rich tones and woodgrains for a welcoming aesthetic.

Lighting is no longer just an accessory, it's a necessity, and creating a tailored lighting plan in the early stages of your design can help to transform your space in terms of style and functionality. Our Second Nature retailers are there to help you make those all-important lighting decisions- but if you're looking for inspiration, here are some of the key design elements to consider.

WHAT DO I NEED & WHERE?

When choosing the most appropriate lighting for your kitchen, bedroom or home office, a good place to start is considering these three key lighting environments – Mood, Task and Convenience

MOOD LIGHTING

Also referred to as decorative or accent lighting, mood lighting is used to add dimension and depth to a room, such as wow-factor lighting in a pantry unit, or strip lighting beneath cabinets, shelves or at plinth level.



TASK LIGHTING

Task lighting helps you create an efficient working space, aiding you to undertake everyday activities like food preparation and serving.



CONVENIENCE LIGHTING

Convenience lighting has a specific purpose- it's directional and intended to illuminate areas that need it, like drawers, dark corner cupboards or alcoves that don't receive much natural lighting.



OUR COLLECTION

At the heart of any Second Nature kitchen, bedroom or home office design is the door style you choose.

With such an extensive offering of Shaker and contemporary styles, available in a palette of 35 beautiful paint-to-order colours, and with the option to customise further with our Outline integrated handle collection, it's easy to create a space that's perfectly suited to your home and lifestyle.

Painted Colour Collection 198


Outline Collection 202

Our Collection

Kitchen Collection 208

Bedroom Collection 212

Home Office Collection 214



PAINTED COLOUR COLLECTION

Inject personality into your design with a colour palette that reflects your home and individual style.

From muted neutrals and warming tones, to calming blues and fresh greens; with our collection of 35 unique hues, it's easy to create a kitchen, bedroom or home office look that's truly yours. Whether you opt for a unified, single colour scheme, or embrace a combination of shades for a beautiful style statement, your design will be painted upon request to flawlessly fit into your lifestyle.

Visit your local Second Nature specialist to explore our colour collection up close.


NEUTRALS



GREYS



WARM NEUTRALS



Look out for this symbol where door families are available in our full painted colour palette





GREEN BLUES



OUR COLLECTION




OLIVE GREENS



FOREST GREENS



INK BLUES



NOTE: Whilst every effort has been made to accurately represent painted colours, actual product colours may vary slightly from colours shown in this brochure.

If opting for a dark kitchen, it is worth noting that darker shades can show up fingerprint marks more easily than lighter finishes, however these are easily removed with a soft microfibre anti-scratch cloth.

OUTLINE

A unique, bespoke integrated handle collection full of character and charm.

A brand-new bespoke integrated handle collection, featuring four beautifully unique options available on an array of door styles, all aimed at ensuring you can truly create the room of your dreams.

Blending aesthetic design with expert craftsmanship, Outline has been specifically developed to complement both traditional and contemporary settings, providing a unique character and charm and ensuring that whatever your style, our collection has something to suit you.

Ideal Home
KITCHEN AWARDS
WINNER
2022

PORTAL

The circular shape of Portal offers an elegant and soft handle choice that works particularly well when paired with a modern door range. Its playful, Scandinavian-inspired design, with a distinct round backplate, captures an eclectic, retro feel.

Available on Porter & Fitzroy.

EDGE

Subtly sculpted into the perimeter of the door, Edge offers a refined and considered handle that is equally suited to modern or traditional settings. Its beautifully curved corners soften a design, whilst adding depth and interest.

Available on Porter, Hunton, Fitzroy, Crathorne, Mornington Beaded & Mornington Shaker.

CHANNEL

The linear appearance and striking rectangular backplate of Channel offers a contemporary and reserved handle, with a subtle emphasis towards flow and movement, synonymous with a seamlessly sleek design.

Available on Porter.

PAIR ANY OF THESE HANDLE CHOICES WITH AN ARRAY OF DISTINCTIVE BACKPLATES

BACKPLATE FINISH OPTIONS

Timber



Oak

Walnut


Painted



Matching

Carbon

Metallic



Antique Bronze Effect

Aged Brass

Brushed Brass

Bright Copper

EXTENDED CHANNEL

A natural evolution of Channel, Extended Channel's bold, geometric shape creates a sleek, ultra modern appearance. The functional yet adventurous handle is perfectly suited to the modern-day homeowner.

Available on Porter.

OUTLINE

PICTURE EVERY POSSIBILITY

OUR COLLECTION



OVER
2,500
COMBINATIONS

EXPLORE THE WEALTH OF KITCHEN DESIGN OPTIONS
AVAILABLE WITH OUR ONLINE OUTLINE CONFIGURATOR.

With over 2,500 combinations, this handy tool is the easiest way to explore our collection of door styles, colours and backplate options. Share your finished creation with your Second Nature designer who can then help you to bring your vision to life.



Discover all the possibilities today
www.sncollection.co.uk/outline


KITCHEN COLLECTION

Create a kitchen that perfectly suits your style and family life with our extensive collection of Shaker and Modern door designs.

Choose from over sixty different colours and finishes available as standard, or, for a truly personalised look, choose any shade from our painted colour collection.

More colours also available through the Painted Colour Collection. See page 198 

Also available in bespoke sizes 

For more information regarding price bands please speak to your second nature specialist 

SHAKER

 BELSAY 6 matt colours as standard + 



PRICE BAND 1

 MILBOURNE 8 matt colours as standard + 



PRICE BAND 2

 FITZROY 6 matt colours as standard + 



PRICE BAND 3

MORNINGTON SHAKER 8 matt colours as standard + 



MORNINGTON BEADED 5 matt colours as standard + 



 CRATHORNE 4 matt colours as standard + 




PRICE BAND 3

HUNTON 4 matt colours as standard + 



 CLARENDON 3 matt colours as standard + 



PRICE BANDS

 BROADOAK 1 finish as standard + 



PRICE BAND 4


MODERN

 PORTER 8 matt and gloss colours as standard + 



PRICE BAND 2

 REMO 8 matt and gloss colours as standard + 



PRICE BANDS

MADE-TO-MEASURE

Our made-to-measure ranges offer ultimate design flexibility so you can create a kitchen to perfectly fit your space, no matter the size or shape.

Consisting of three distinctive ranges, Unity, Stanhope and Alpina, our collection includes a vast array of styles, colours and finishes, so you can easily design a tailored kitchen to suit your individual needs.


MODERN

UNITY 18 finishes as standard & 3 edge options


MATT & GLOSS



MATT




GLOSS METALLIC



WOODGRAIN EFFECT



CONCRETE EFFECT



UNITY EDGE OPTIONS

You even have the choice of door edge: go with a two-tone 3D glass effect, or matching edges for the seamless look.



MATCHING EDGE FOR SEAMLESS FINISH

Woodgrain & concrete effect finish only available in matching edge.



TWO-TONE 3D GLASS EFFECT FOR A CONTRASTING LOOK



MULTIPLEX EDGING FOR A UNIQUE STYLE


SHAKER

PRICE BAND 1


STANHOPE CLASSIC



MATT



SUPERMATT



MODERN

STANHOPE MODERN




GLOSS



WOODGRAIN FINISH



FEATURE



FEATURE DOORS

PRICE BANDS

ALPINA 6 finishes as standard




BEDROOM COLLECTION

Design a bedroom you'll truly love spending time in with our extensive collection of classic and contemporary door designs.

Choose from four of our much-loved kitchen ranges, two exclusive bedroom styles, or our effortlessly flexible made-to-measure designs, all available in an array of colours and finishes, to create a tailored look to suit your home and personal style.

More colours also available through the Painted Colour Collection. See page 198 

Also available in bespoke sizes 

For more information regarding price bands please speak to your second nature specialist 

SHAKER

BELSAY 3 matt colour as standard + 

PRICE BAND 1



 Porcelain
  Cashmere
  Dove Grey



 Matt Paint-to-Order colours

CHAPTER 1 matt colour as standard + 

PRICE BAND 1



 Porcelain



 Matt Paint-to-Order colours

MORNINGTON BEADED 3 matt colour as standard + 

PRICE BAND 3



 Porcelain
  Stone
  Dove Grey




 Matt Paint-to-Order colours Bespoke Door service

HUNTON 3 matt colours as standard + 

PRICE BAND 3



 White
  Dove Grey
  Dust Grey








 Matt Paint-to-Order colours Bespoke Door service




MODERN

PORTER 4 matt colours as standard + 

PRICE BAND 2



 White
  Cashmere
  Dove Grey

 Dust Grey
 


 Matt Paint-to-Order colours Bespoke Door service

SCULPT 4 matt colours as standard + 

PRICE BAND 3



 White
  Cashmere
  Dove Grey

 Dust Grey
 

 Matt Paint-to-Order colours


MADE-TO-MEASURE

UNITY 18 finishes & 3 edge options


MATT & GLOSS




MATT




WOODGRAIN EFFECT



GLOSS METALLIC



CONCRETE EFFECT



UNITY EDGE OPTIONS

You even have the choice of door edge: go with a two-tone 3D glass effect, or matching edges for the seamless look.




STANHOPE CLASSIC



STANHOPE MODERN



MATT



SUPERMATT



GLOSS



FEATURE



WOODGRAIN EFFECT





HOME OFFICE COLLECTION

Choose from five of our much-loved Shaker styles, or our best-selling contemporary Porter door, to create an abundance of beautiful home office designs to suit any traditional or modern setting, and any home-working lifestyle.

With an array of colours available as standard, and a Painted Colour Collection of 35 stunning shades, you can easily tailor a home office look to suit your individual tastes and needs.

More colours also available through the Painted Colour Collection. See page 198 

Also available in bespoke sizes 

For more information regarding price bands please speak to your second nature specialist 

SHAKER

BELSAY 3 matt colour as standard + 



Porcelain Cashmere Dove Grey

 Matt Paint-to-Order colours

PRICE BAND 1

CRATHORNE 3 matt colour as standard + 



Porcelain Dove Grey Hartforth Blue

 Matt Paint-to-Order colours  Bespoke Door service

PRICE BAND 3

HUNTON 4 matt colours as standard + 



Porcelain Dove Grey Dust Grey

Hartforth Blue  Matt Paint-to-Order colours  Bespoke Door service

PRICE BAND 3

MORNINGTON BEADED 4 matt colour as standard + 



Porcelain Stone Dove Grey

Hartforth Blue  Matt Paint-to-Order colours  Bespoke Door service

PRICE BAND 3


MORNINGTON SHAKER 4 matt colour as standard + 




Porcelain Stone Dove Grey

Hartforth Blue  Matt Paint-to-Order colours  Bespoke Door service



PRICE BAND 3

MODERN PORTER 5 matt colours as standard + 




White Cashmere Dove Grey

Dust Grey Hartforth Blue

 Matt Paint-to-Order colours  Bespoke Door service

PRICE BAND 2



Mornington Beaded Shown in Dust Grey

Worksurface: Strata Quartz Marbled White 30mm

Handle: Harton Nickel Knob Handle (K1118.3L.BN) & Cup Handle (H1146.105.BN)

DISCOVER THE FULL COLLECTION ONLINE



Browse all our kitchen, bedroom and home office ranges, explore our virtual showroom, and discover real projects in real homes.



SCAN OUR QR CODE TO QUICKLY
ACCESS OUR NEW WEBSITE

Not sure what to do? Follow the simple steps below:

Step 1. Open the camera app on your smart phone.

Step 2. Hover camera over the QR code, tap the screen to focus if needed.

Step 3. A notification will appear asking if you would like open our site.

www.sncollection.co.uk



SN.

If you can dream it,
we can design it



www.sncollection.co.uk